



FAQs > Help by Connection Type (BT, Internet,...) > In car radio > Highway 400/600 > Software update on the Highway 400

Software update on the Highway 400

Laura - 2021-10-19 - Highway 400/600

Before starting - there are several requirements needed to ensure a successful software upgrade via USB:

These instructions are only for Apple users. If you have an Android device please refer to the Pure Go App and this will guide you through the update.

You need a laptop running Windows 7.

Note: If you don't have a laptop, you will need to remove Highway's receiver from your windscreen and upgrade the software using a PC running Windows 7.

Mac OS systems are not supported in this process.

OK that's the checklist done. If you have all of the above in place then you should have no problems upgrading the software on your Highway.

Let's get started

Open the web browser on your laptop and go to the downloads website

Please download and run the exe file.

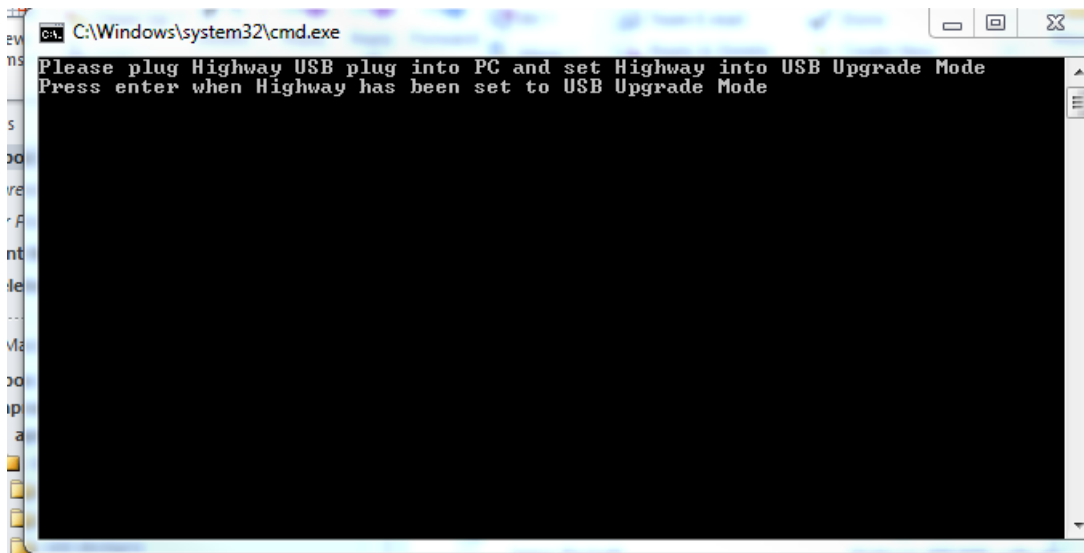
You will see the screen below (Image 1).

Disconnect the USB cable from Highway's power adapter and plug it into an available USB port on your laptop.

Next, you'll need to put your Highway into USB mode. On Highway's wireless controller, press the **Home** button and turn and press the **Select** dial to choose '**SETTINGS**' > '**USB UPDATE**' > Confirm by choosing '**YES**'.

Highway's screen will now display 'ANTENNA CONNECTING'.

Image 1

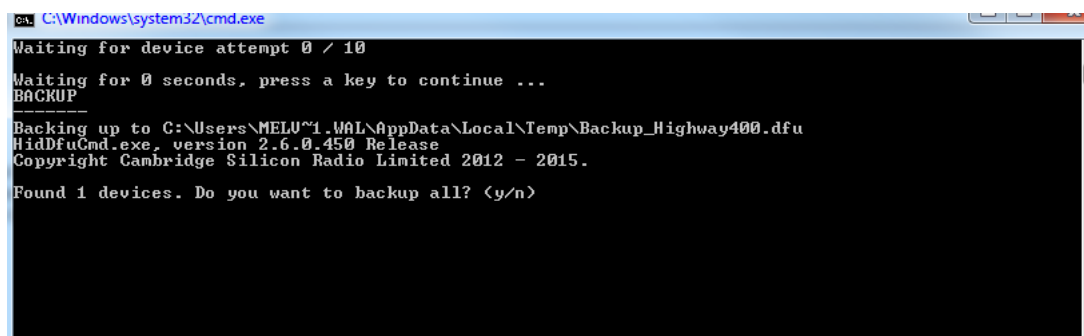


Now press the 'Return' button on your laptop.

Wait a few moments until you see Image 2 (below).

You will be asked '**Do you want to back up all?**' Press 'Y' and then press the 'Return' button on your laptop.

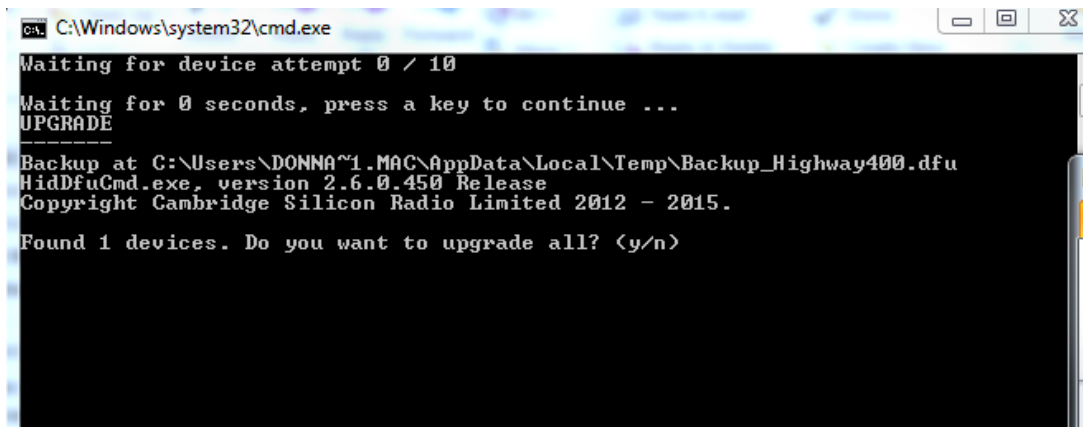
Image 2



Your laptop's screen will show you the progress of the backup.

Once completed you will see Image 3 (below).

Image 3



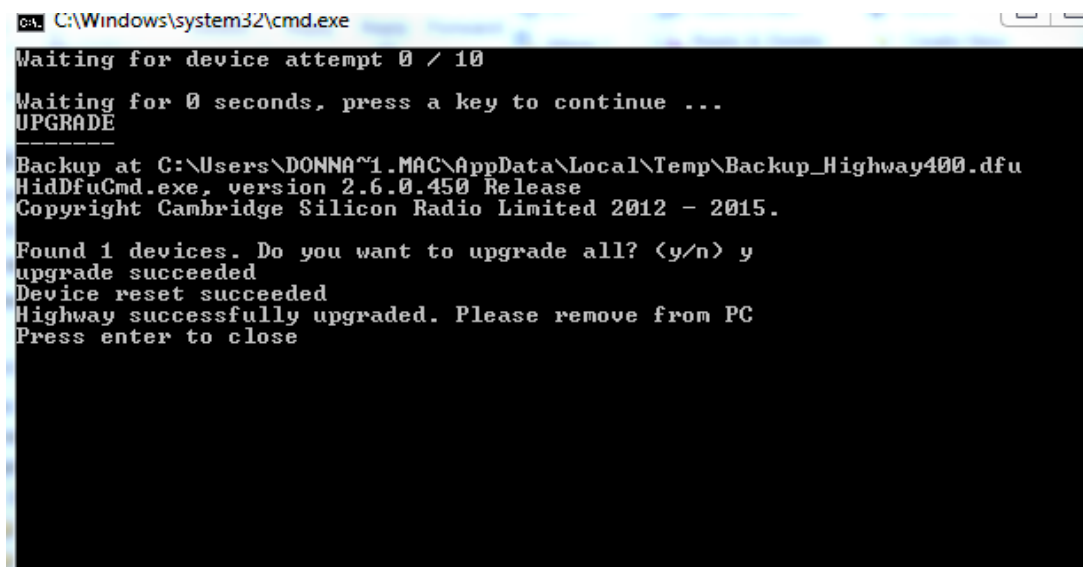
```
C:\Windows\system32\cmd.exe
Waiting for device attempt 0 / 10
Waiting for 0 seconds, press a key to continue ...
UPGRADE
-----
Backup at C:\Users\DONNA~1\MAC\AppData\Local\Temp\Backup_Highway400.dfu
HidDfuCmd.exe, version 2.6.0.450 Release
Copyright Cambridge Silicon Radio Limited 2012 - 2015.
Found 1 devices. Do you want to upgrade all? <y/n>
```

You will be asked ‘**Do you want to upgrade all?** Press ‘Y’ and then press the ‘Return’ button on your laptop.

Your laptop’s screen will show you the progress of the software update. The software update may take a few minutes to complete.

Once completed you will see Image 4 (below).

Image 4



```
C:\Windows\system32\cmd.exe
Waiting for device attempt 0 / 10
Waiting for 0 seconds, press a key to continue ...
UPGRADE
-----
Backup at C:\Users\DONNA~1\MAC\AppData\Local\Temp\Backup_Highway400.dfu
HidDfuCmd.exe, version 2.6.0.450 Release
Copyright Cambridge Silicon Radio Limited 2012 - 2015.
Found 1 devices. Do you want to upgrade all? <y/n> y
upgrade succeeded
Device reset succeeded
Highway successfully upgraded. Please remove from PC
Press enter to close
```

Press the ‘Return’ button on your laptop.

Disconnect your laptop from the Antenna’s’ USB cable and plug the USB cable back into your vehicle’s accessory power adapter.