



[FAQs](#) > [Help by Connection Type \(BT, Internet,...\)](#) > [Autoradio](#) > [Highway 400/600](#) > [Apple users: If you cannot update the antenna software manually.](#)

## Apple users: If you cannot update the antenna software manually.

Laura - 2021-10-19 - [Highway 400/600](#)

If you don't have access to a Windows PC or it is not possible to update your Antenna using the USB connector we recommend using an Android device.

The update process for Android is called OTA (Over the Air) and does not require a PC.

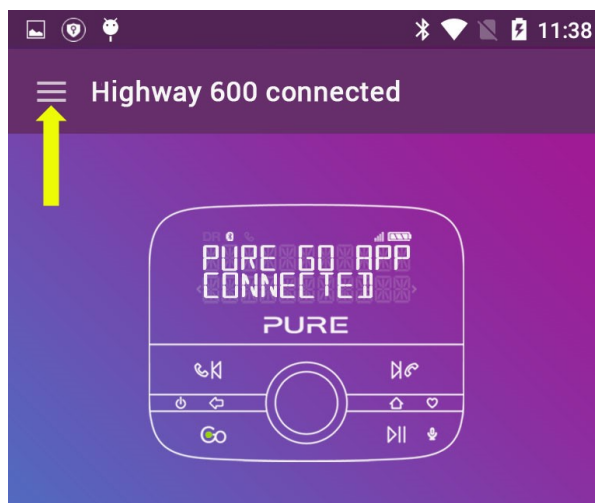
**Step 1:** Make sure your Apple device is not connected to the Highway. The easiest way to do this is to turn Bluetooth off on your Apple device or to place it into flight safe mode until you have completed steps 2 to 6 below.

**Step 2:** On the Android device, download the Pure Go app from the Google Play store

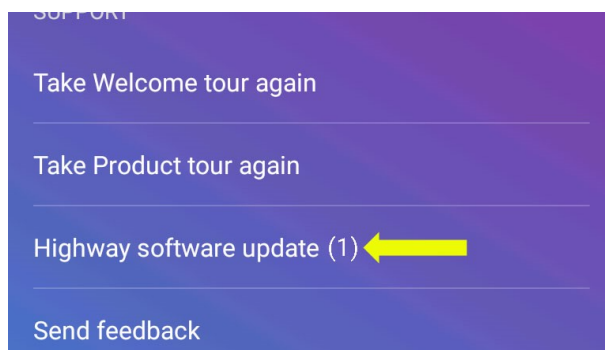
**Step 3:** Once installed, launch the app and select **set up a new product**. Follow the in-app instructions so that the Android device and your Antenna are connected.

**Step 4:** Once setup is completed, click the Menu icon (labelled below)

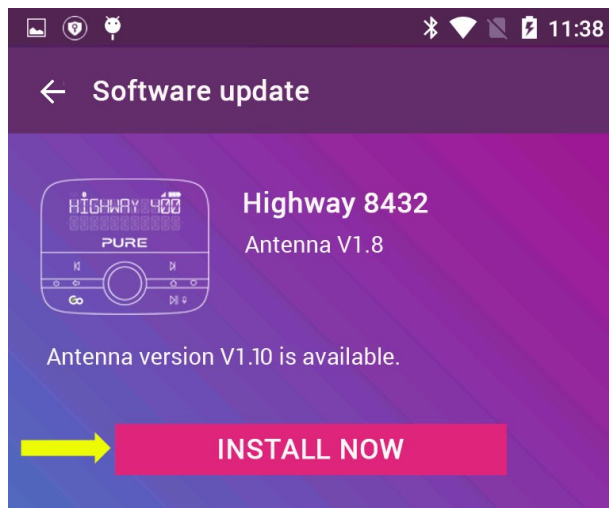
Then tap settings



If an update is available you will see a number next to the "Highway Software Update" text, as shown below.



Tap "**Highway software update**"



You will now need to tap install now.

The app will begin updating the Antenna; there are 5 stages that the update runs through and the whole process will take around 20 minutes to complete.

Highway can be used during the update process. If for any reason the Android app loses contact with Highway during the update, the update will resume once the app is reconnected.

**Step 5:** It is advisable to forget both the Highway and the Go App from the Android device to allow your Apple device to reconnect. Within the Androids Bluetooth settings select “forget” both Highway XXXX and Pure Go XXXX. Alternatively, you can turn Bluetooth off on your Android device to force the Android device to disconnect.

**Step 6:** On your Apple device switch Bluetooth back on (or turn off flight safe mode) and open the Pure Go App. If prompted, follow the reconnection instructions.