



지식 베이스 > More products > Jongo > How do I create a stereo pair?

How do I create a stereo pair?

Sarah Spencer - 2021-10-19 - Jongo

Instructions for setting up stereo pairing


Note: This can only be done using an Android device. This feature has been taken away from the new version of the Pure Connect app for Apple devices (IOS 11+)


Stereo pairing allows you to play 2 speakers in stereo each playing a discrete left and right channel.

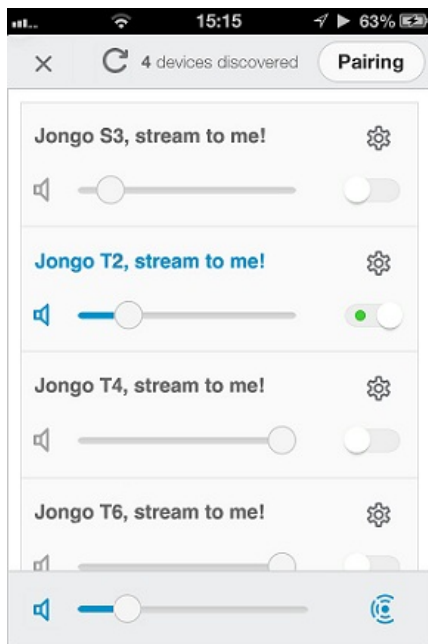
You can only stereo pair like products so a Jongo S3 can only pair with another Jongo S3 for example.

Instructions:

Both Jongs need to connect to the same network.

Select a track/radio station that you would like to play tap the  icon

Now tap the  next to the Jongs you want to pair and then select pairing.



Now select which Jongo you want playing left and right.

You do this by pressing these icons



Jongo S3 Black is left and Jongo S3 81DF32 is right

Now press confirm

You can now name your pair and then press confirm

Congratulations you now have a stereo pair set up!