



[FAQs](#) > [Help by Connection Type \(BT, Internet,...\)](#) > [Autoradio](#) > [Highway 400/600](#) > [Antenna status LED](#)

Antenna status LED

Laura - 2022-10-24 - [Highway 400/600](#)






This indicates the antenna has power. When you first power the antenna up you will see this. The LED will go out and your controller should connect automatically



You have pushed in the reset button on the antenna after the LED went out. The unit is in pairing mode. To re-



Pair press and hold the ,  and  simultaneously on the wireless controller for 10 seconds. All the segments on the wireless controller will briefly light up and 'ANTENNA CONNECTING' will be shown on the display.

The Bluetooth icon on the controller will blink while the antenna and wireless controller try to connect.



You have reset the antenna. Your controller should still be paired to the antenna.