



[Baza Wiedzy](#) > [Help by Connection Type \(BT, Internet,...\)](#) > [Autoradio](#) > [Highway 400/600](#) > [Upgrading the software on your Highway 400/600](#)

Upgrading the software on your Highway 400/600

Laura - 2023-05-23 - [Highway 400/600](#)

Before starting - there are several requirements needed to ensure a successful software upgrade via USB:

Note: If you don't have a laptop, you will need to remove Highway's antenna from your windscreen and upgrade the software using a PC running Windows 7 8 and 10.

Mac OS systems are not supported in this process.

OK that's the checklist done. If you have all of the above in place then you should have no problems upgrading the software on your Highway.

Let's get started

Open the web browser on your laptop and click on the link below depending on which Highway you have:

Highway 400:

[Highway 400 Antenna V2.2](#)

Highway 600:

[Highway 600 Antenna V2.2](#)

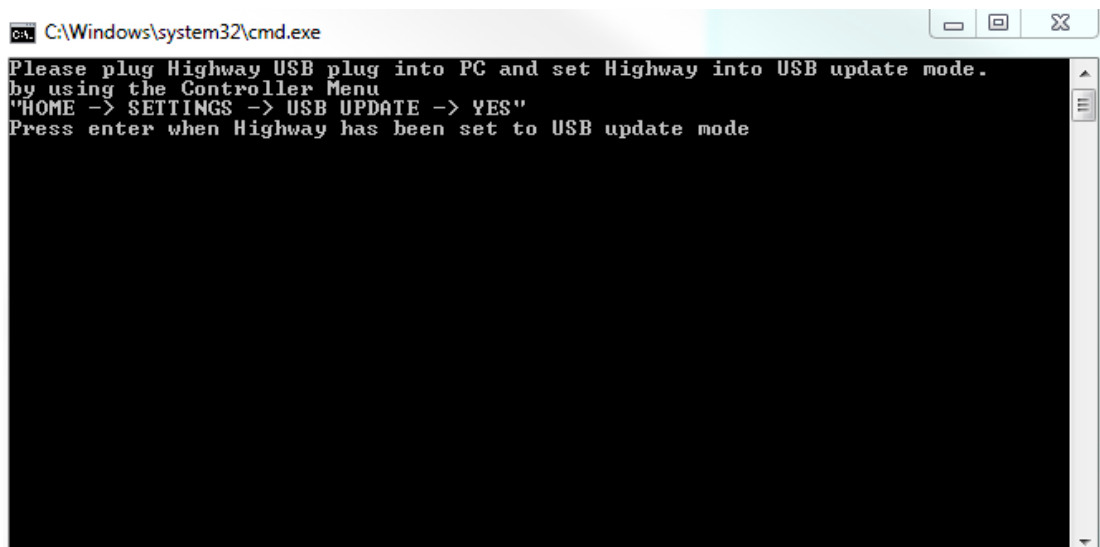
Please download and run the exe file.

You will see the screen below (Image 1).

Disconnect the USB cable from Highway's power adapter and plug it into an available USB port on your laptop. Next, you'll need to put your Highway into USB mode. On Highway's wireless controller, press the **Home** button and turn and press the **Select** dial to choose **'SETTINGS' > 'USB UPDATE' > Confirm by choosing 'YES'**.

Highways screen will now display ANTENNA CONNECTING

Image 1

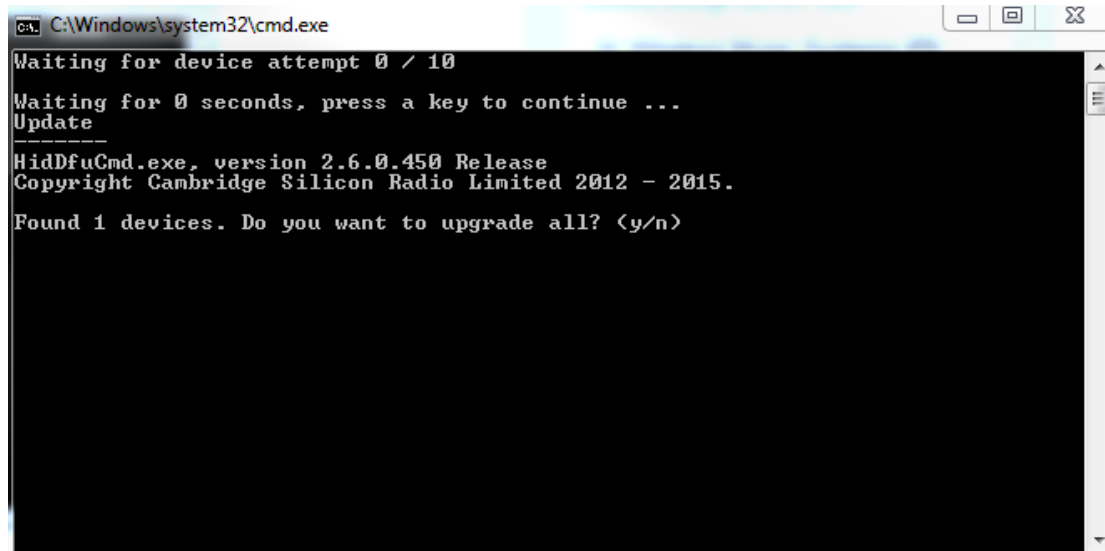


Now press the 'Return' button on your laptop.

Wait a few moments until you see Image 2 (below).

You will be asked '**Do you want to upgrade all?**' Press 'Y' and then press the 'Return' button on your laptop.

Image 2

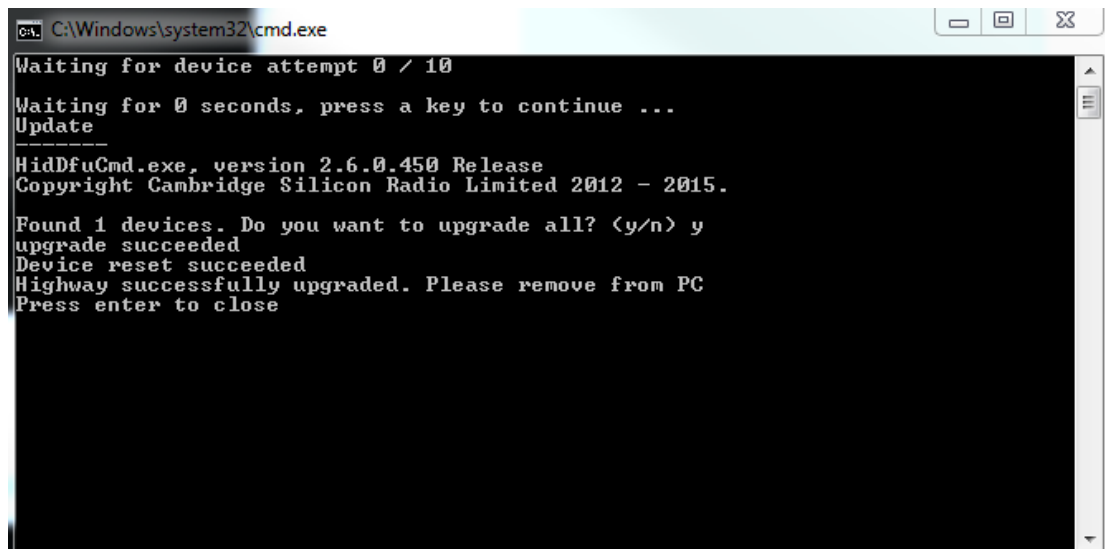


```
C:\Windows\system32\cmd.exe
Waiting for device attempt 0 / 10
Waiting for 0 seconds, press a key to continue ...
Update
-----
HidDfuCmd.exe, version 2.6.0.450 Release
Copyright Cambridge Silicon Radio Limited 2012 - 2015.
Found 1 devices. Do you want to upgrade all? <y/n>
```

Your laptop's screen will show you the progress of the update.

Once completed you will see Image 3 (below).

Image 3



```
C:\Windows\system32\cmd.exe
Waiting for device attempt 0 / 10
Waiting for 0 seconds, press a key to continue ...
Update
-----
HidDfuCmd.exe, version 2.6.0.450 Release
Copyright Cambridge Silicon Radio Limited 2012 - 2015.
Found 1 devices. Do you want to upgrade all? <y/n> y
upgrade succeeded
Device reset succeeded
Highway successfully upgraded. Please remove from PC
Press enter to close
```

Remove Highway from your PC and press Return

You will now see a prompt asking you to reboot your highway click OK. You can now plug the USB cable back into your vehicle's accessory power adapter.

- [Etykiety](#)
- [Highway](#)
- [Highway 400](#)
- [Highway 600](#)
- [Update](#)

- [Upgrade](#)